



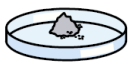
NHS

Great Ormond Street
Hospital for Children
NHS Foundation Trust

Having a liver biopsy (Easy Read)



You are coming to hospital for a liver biopsy (said: bye-opp-see). Your liver takes bad stuff from your blood so it comes out of your body in your wee and poo.



A biopsy is a tiny bit of body tissue. People in our laboratory (said: lab-orr-a-tree) look at it under a microscope (said: my-cro-scope). This helps the doctors work out how to look after you.



You will have an anaesthetic (said: ann-ess-thet-ick) for the biopsy. You will not be able to feel anything or know what is happening.



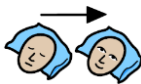
The doctor will use an ultrasound (said: ull-tra-sow-nd) scan to work out where to take the biopsy. The bit of tissue they will take is the same size as a grain of rice.



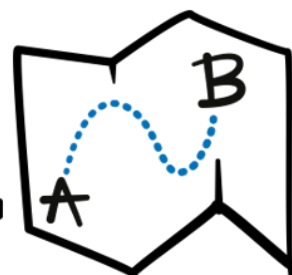
Usually they will take 2 or 3 bits. They send these to the laboratory. Scientists will look at the samples under a microscope. They will send a report of what they see to your doctor.



The doctor will put dressing over the area.

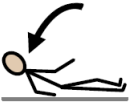


You will come back to the ward to wake up from the anaesthetic.





You might feel a bit sore where the biopsy was taken. You can take pain medicine to help.




You must stay in bed for the next day. You will be able to get up to go to the toilet but a nurse will come with you.



You will be able to go home the day after the biopsy. Keep the dressing dry for 2 days. Tell someone if there is anything making the plaster wet.



Your doctor will get a report of the results of the biopsy. They will discuss it with you in clinic as soon as possible.



Please ask us if you have any questions.

