

# Your child is having a Linogram. Information for families.

A Linogram is a test to check your child's Central Venous Catheter/ Line (CVC- a central line used to deliver medicine or nutrition when treatment is needed for more than a week). This information sheet explains what is involved and what to expect. An Easy Read information sheet is included for your child.

## When you receive your appointment letter

If you are unable to keep this appointment, please inform the department as soon as possible.

If your child is likely to need a hoist during the appointment, please telephone us so that we can make sure this is ready for you.

## Before the appointment

If you are pregnant or think you could be pregnant, please let us know. The x-rays used in the fluoroscopy scan could harm your unborn baby, so we would advise bringing another adult to come into the scanning room with your child.

If your child is 12 years old or older and of childbearing potential, we will ask them about their periods and any possibility that they could be pregnant; this is a legal obligation that we must ask.

The person bringing your child to the scan should have 'Parental Responsibility' for them.

Parental Responsibility refers to the individual who has legal rights, responsibilities, duties, power and authority to make decisions for a child. If the person bringing your child does not have Parental Responsibility, we may have to cancel the scan

## What to bring with you?

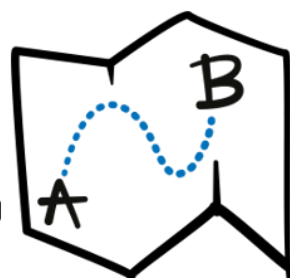
It can help if your child has a favourite toy to hold to comfort them during the study. Electronic devices such as iPads are welcome.

You might want to bring some spare clothes in case any of the contrast liquid spills.

## The day of the study

Please dress your child in clothing which does not contain metal, for example zips and buttons

Arrive at the Radiology department at the time stated in your child's appointment letter.



## The scan

You are welcome to stay with your child throughout the test. Everyone staying inside the examination room will need to wear a lead apron.

Before we begin, your child will need to remove any metallic objects and expose their line.

Your child will lay on the x-ray bed and some liquid will be inserted through the line. This liquid shows on X-rays. A series of pictures will be taken with your child lying in different positions on the bed.

## After the scan

Once the test is complete you will be free to go.

A report outlining the results of the procedure will be sent to the doctor who referred your child for this test. You or your child will receive the results from your referring doctor.

## Are there any risks?

The liquid will not interfere with any medicines your child is taking.

**It is our legal duty to tell you about the potential risk of having a fluoroscopy study. The studies are only ever requested if the benefits outweigh the risks involved. The study does use radiation, but the dose is kept as low as possible. This is because the radiographers are specially trained to obtain the best quality pictures while using the lowest amount of radiation possible.**

**Anyone staying in the room with your child will need to wear a lead apron – this**

**works as a barrier to radiation. We advise that anyone who is pregnant or thinks they might be pregnant should not go into the room.**

## Are there any alternatives?

Other types of imaging studies, such as a Chest X-ray can be used to visualise the position of the line. However, such tests do not provide enough information to safely assess the line, including any holes or blockages.

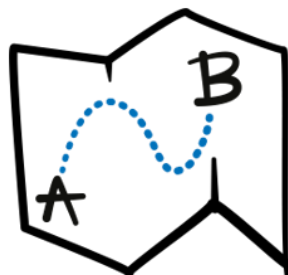
## Further information and support

If you have any questions, please telephone the Radiology department on 020 7829 8615, extension 0361.

If your child feels unwell after the test, please phone NHS 111 or attend your local Urgent Care Centre or Emergency Department.

## Your feedback

We take all feedback very seriously and want to hear about your experiences on Kingfisher ward. Your feedback helps us to understand what we are doing well but importantly how we can improve. We will give you a feedback card during your stay on the ward but if you haven't received one, please ask a member of staff. You can also provide feedback using this QR code or via our website: <https://www.gosh.nhs.uk/your-opinion-matters/>



## Any concerns?

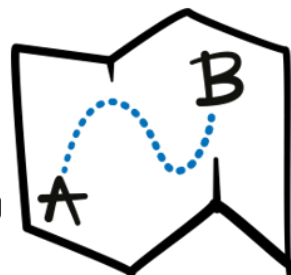
We know we do not always get things right. As explained above, please do raise any queries or issues with the ward staff in the first instance. We want to help and often we are able to resolve things quickly.

Another way of raising a concern is to contact our **Pals Office** – they are based in the main reception area and open from Monday to Friday from 10am to 5pm. You can also call them on 020 7829 7862 or email [pals@gosh.nhs.uk](mailto:pals@gosh.nhs.uk). The Pals team can offer independent advice and support, working with you to sort out a problem along with members of staff.





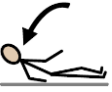


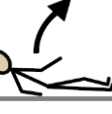



The **Complaints** team are also available if you want to make a complaint – you can call them on 020 7813 8402 or email [complaints@gosh.nhs.uk](mailto:complaints@gosh.nhs.uk)

## Other information

If you require a copy of this information in a different format or language, please contact the Pals team for assistance.



## Having a Linogram

	You are coming to hospital for a scan of your line.
	If you want us to explain anything again, please ask.
	Your special adult can come in with you.
	You may need to wear a hospital gown
	You will need to lie down on a bed.
	The doctor will put some liquid through your line.
	We need you to stay still while we take an X-ray. We may ask you to turn over so we can take more pictures.
	When we have enough pictures, you can get off the bed and get dressed.
	You can go home if you have no further appointments.
	We will send a report of the scan to your doctors.
	Please ask us if you have any questions.

